

Orthodontic treatment for all kind of smiles.

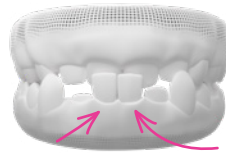
My orthodontic specialist is:

Current smile.



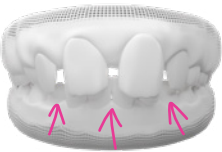
Anterior crossbite

One or more upper front teeth are behind the lower front teeth.



Underbite

Upper front teeth behind the lower teeth.



Diastema

There is some visible spacing between teeth.



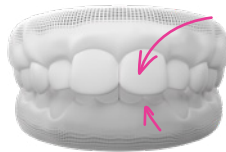
Open bite

Upper and lower teeth do not overlap.



Posterior crossbite

One or more upper back teeth are inside the lower back teeth.



Overbite

Upper front teeth overlap and hide the lower teeth.



Protrusion

Excessive horizontal overlap between upper and lower front teeth.

Notes:

My treatment journey.

Palatal Expansion

Invisalign® Palatal Expansion

Fixed expansion device

Removable plate

Invisalign First™ aligners Partial braces

Surgically assisted expansion

Other _____

Bite Correction

Invisalign with Mandibular Advancements (precision wings/occlusal blocks)

Elastics

Buttons (for elastic attachment)

Other _____

Teeth Straightening

Invisalign First aligners Invisalign® aligners Braces

Attachments (for aligners)

Retainers (fixed or Vivera™)

Other _____

Estimated treatment time: _____

Notes:

