

Clear, comfortable
Invisalign aligners.



[invisalign.com.au](https://www.invisalign.com.au) | [invisalign.co.nz](https://www.invisalign.co.nz)

Find us on   

Invisalign treatment is a series of clear plastic removal orthodontic aligners that gently move patients' teeth. Invisalign must be administered by a healthcare professional. You should always read and follow their directions for use. © 2020 Align Technology, Inc (San Jose, California). All rights reserved.

© 2020 Align Technology, Inc. All rights reserved.

206522 Rev B

What is Invisalign treatment?



➤ The Invisalign system is a virtually invisible treatment that uses an innovative approach to gently yet effectively straighten your teen's teeth. Through a series of custom-made, removable aligners made with unique SmartForce technology, the Invisalign system gradually and predictably moves teeth to the desired position.

10 things parents need to know about Invisalign treatment.

- 1 What is Invisalign treatment?**

The Invisalign system is the virtually invisible way to straighten your teen's teeth without the restrictions that come with metal braces. Rather than wires and brackets, the Invisalign system uses a series of clear, removable aligners that have been custom-made for your teen's teeth. Your teen simply wears them over their teeth and changes them out for a new set of aligners approximately every 1-2 weeks. Little by little, your teen's teeth gradually shift into place, achieving that confident smile.
- 2 What are some of the practical advantages of Invisalign aligners over traditional braces?**

With the Invisalign system, the aligners are removable, so your teen can continue to play sports as they would normally. They can also carry on playing musical instruments properly. With braces, there is a long list of foods your teen shouldn't eat, from popcorn to whole apples and raw carrots. With Invisalign treatment, there are no such restrictions. The removable aligners make it easy to brush and floss normally to maintain proper oral hygiene.
- 3 Are there any emotional concerns to consider?**

With Invisalign treatment, no one needs to know your teen is straightening their teeth, giving them the confidence to be themselves in front of everyone.
- 4 How long does Invisalign treatment take?**

The average treatment time is about the same as with traditional braces, but the actual length of your teen's treatment depends on the severity of their condition and can only be determined by your doctor.
- 5 Does my teen have to wear Invisalign aligners all the time?**

Invisalign clear aligners are most effective when worn 20-22 hours per day and changed approximately every 1-2 weeks. Plus Invisalign treatment has the option of including a compliance indicator in each aligner; this is a blue indicator that fades over time when used as directed, to help the doctor track compliance.
- 6 How much time will be spent visiting the doctor?**


Invisalign treatment for your teen often requires less time with your doctor than traditional braces. There are no adjustments to make, no broken wires to fix. After the initial appointment, follow-up appointments are usually scheduled every 6-8 weeks.
- 7 Is Invisalign treatment as effective as traditional braces?**

Yes. When worn according to the recommendations of an experienced Invisalign-trained doctor, Invisalign treatment for teens can be as effective as traditional braces for the most common teeth-straightening issues. The Invisalign system can effectively treat mild to severe cases, including underbite, overbite, overcrowding and gaps between teeth. The chances are that your teen will be a great candidate for Invisalign treatment.
- 8 What happens if an aligner gets lost?**

Not to worry - your doctor can arrange replacement aligners. Depending upon the treatment plan agreed to with your doctor there could be no charge for the additional aligners. In the event that an aligner is lost, you should inform your doctor right away.
- 9 Who is eligible for Invisalign treatment?**

Invisalign treatment can be used for teens who have erupting or erupted permanent dentition - this includes most teenagers. An Invisalign-trained doctor should evaluate your teen's specific dental issues to determine candidacy.
- 10 How much does Invisalign treatment cost?**

Invisalign treatment can cost about the same as traditional braces. Costs for orthodontic treatment can vary with geography and with the complexity of treatment - see an Invisalign-trained doctor for full details. Also, many doctors offer flexible and affordable monthly payment plans.



Help your teen put their
best smile forward with
Invisalign treatment.

 invisalign

Why Invisalign aligners for your teen?

Smiling with confidence

Help your teen to keep smiling with confidence as Invisalign clear aligners are virtually invisible. Their friends likely won't even notice they are wearing them.

Wearing braces can affect your teens self confidence¹, wearing Invisalign clear aligners your teen won't be hiding a mouth full of metal or bulky functional appliances.

Invisalign clear aligners offers your teen a chance to have more confidence while in treatment, showing their smile every day.

Comfort

Invisalign aligners are removable, so your teen can enjoy the things they love, such as playing sports or eating their favourite foods. It also makes it easy for your teen to brush and floss normally to maintain good oral hygiene.

Compliance

Your teen may be more compliant wearing Invisalign aligners vs. a traditional functional appliance as the aligners are less visible, more comfortable, easier to eat with and may affect their speech less.

Convenience

The simultaneous alignment and bite correction achieved with Invisalign treatment with the precision wings feature may also speed up treatment compared with traditional appliances.


In addition, traditional appliances may break during wear and require extra appointments and time for your teen at the practice.

With the possibility of fewer clinic visits with Invisalign treatment means giving your teen more time for their studies, friends and passions.

As Invisalign aligners are removable, you don't need to worry about cooking your teen special meals which saves you time and effort!


1. Research conducted in 2018 by The Digital Edge with funding from Invisalign Australia. The survey was completed by 1,002 13-19 year old Australian Teens and 1,010 parents of teens aged between 13 to 29. The 'Invisalign 2018 Teen Confidence Survey' is available from Invisalign Australia Pty Ltd.

Life does not stop with Invisalign treatment, your teen can eat food they enjoy and brush and floss normally.



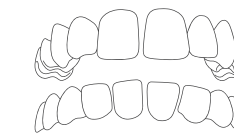
How does the Invisalign system work?

- 1 Initially, your Invisalign-trained doctor will take photos, X-rays, and digital scans or a dental impression to help create your teen's treatment plan.
- 2 These records are used, along with the treatment prescribed by your doctor, to create a customised 3D treatment plan just for your teen. With the treatment plan, you'll be able to see the final position your teen's teeth are predicted to reach after treatment. This treatment plan is used to develop customised aligners and also estimate the likely length of treatment.
- 3 The customised aligners will be manufactured and shipped to your doctor's office.
- 4 Your series of custom-made aligners will be given to you (typically 3-4 sets at a time) for your teen to wear every day and change them at home approximately every 1-2 weeks.
- 5 You'll be visiting your Invisalign-trained doctor approximately every 6-8 weeks to monitor the progress of your teen's treatment and receive the next series of aligners.
- 6 Once your teen has finished their Invisalign treatment, there may be a need to use retainers to help make sure the new position of your teen's teeth is maintained.



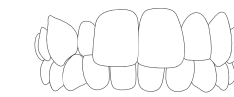
Treatable cases.

Invisalign clear aligners are clinically proven to treat cases from minor teeth straightening to moderate and severe malocclusions.



Gapped Teeth

This occurs when there is considerable space between at least two of your teeth, and can cause gum problems.



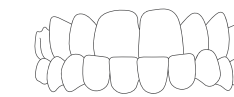
Crossbite

This can occur when the upper and lower jaws are both misaligned, and can cause wear and tear leading to bone loss.



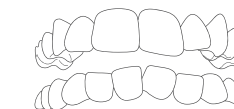
Overbite

This occurs when the upper teeth bite over the lower teeth, and can lead to painful jaw irritation.



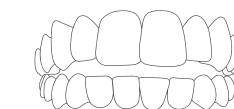
Underbite

This occurs when the lower teeth protrude past the front teeth, and can prevent normal function of your front teeth or molars.



Overcrowding

This occurs when there is simply a lack of room within your jaw for all your teeth to fit normally, which can lead to plaque accumulation.



Openbite

This is when your upper and lower teeth are unable to make physical contact when the jaws are closed, which can make chewing and even talking difficult.

